

# nhbs BUYER'S GUIDE

Highlighting the very best conservation equipment

## BAT BOXES

### INTRODUCTION

Globally, there are over 1,400 different species of bat, 18 of which inhabit the UK. Although UK bat species do not create their own roost sites, they will roost in trees and occupy spaces that are created by other animals or decaying trees. But due to the removal of trees and suitable habitat, bats will now often use human-made structures such as buildings and bat boxes. Increasing the availability of roost sites is an important way to help prevent the decline of UK bat populations.

When deciding which bat box fits your needs, there are a few things to consider: the design of the bat box, the material, and the mounting and installation method. These features can be determined by identifying the target bat species alongside the location and habitat you wish to situate the bat box.



To view our full range of bat boxes and accessories, visit [www.nhbs.com](http://www.nhbs.com)

### BAT BOX DESIGN

There are several different bat box designs available and these can be split into crevice, cavity and hybrid boxes, as well as hibernation, maternity and heated boxes.

**Crevice** boxes provide a narrower roost space for species that naturally prefer smaller roosts, such as Brandts, Natterers

and pipistrelles, whereas **cavity** boxes offer a more spacious roost space favoured in general by larger species, such as Greater and Lesser Horseshoe, Barbastelle and Brown Long-eared. Some boxes are designed to be **hybrid** boxes, meaning they can accommodate both cavity and crevice bat species.

#### Crevice



Low Profile WoodStone

#### Cavity



Improved Cavity

#### Hybrid



General Purpose

**Hibernation** and **maternity** boxes are similar in their design to provide a warm and safe roosting space. Both boxes tend to be well insulated and larger in size with multiple internal chambers, especially important for maternity boxes that accommodate breeding colonies. There are also **heated** bat boxes. In these, the temperature is controlled by an external thermostat and can be used for mitigation schemes for the loss of bat maternity sites.

### Hibernation



**Large Multi Chamber WoodStone**

### Maternity



**Causa Maternity Bat Box**

### Heated



**Heated Bat Roost Box**

## BAT BOX MATERIALS

Bat boxes can be made from a number of different materials, which vary in longevity, durability and often price. The most common materials are wood (often timber); a wood and concrete blend, sometimes known as woodstone or woodcrete; eco-plastic; and concrete. Below is a brief description of each alongside one of our best sellers.



**Double Chamber Bat Box**

### Wooden bat boxes

- Lightweight
- Suitable for mounting externally on both trees and buildings
- Less robust and shorter longevity than woodstone/woodcrete boxes



**Integrated Eco Bat Box**

### Eco-plastic bat boxes


- Sustainably sourced recycled plastic
- Lighter than woodstone/woodcrete and more durable than wooden boxes
- Although made from recycled plastic, it is still plastic



**Beaumaris Woodstone Bat Box**

### Woodstone and woodcrete bat boxes

- Very durable and long lasting
- Well insulated
- Can be built in or externally mounted to buildings
- Heavier than wooden and eco-plastic boxes



**Bat Block**

### Concrete bat boxes

- Very durable
- Very heavy and can only be built directly into buildings



## MOUNTING AND INSTALLING BAT BOXES

Bat boxes fall into **externally mounted** or **integrated boxes**. Mounted boxes can be fixed to trees, fences or buildings, and integrated boxes are built directly into the brickwork of a building.

Externally mounted boxes can vary in size and material, and are often wooden or woodstone/woodcrete. When choosing an externally mounted bat box, it is important to consider the weight of the box and the surface you are mounting the box to. Some are lighter and ideal for mounting on trees, while some are more durable and can be fixed to buildings.



**Vivara Pro WoodStone Bat Box**



**2F Schwegler Bat Box (General Purpose)**

All bat boxes should be positioned in an open and sunny location (ideally boxes should have 6-8 hours of direct sunlight) around 3-6 metres high (the higher the better). It is important to avoid placing these close to any artificial lights such as streetlamps or security lights. Externally mounted boxes can be attached via a hanger or fixing bracket and it is best to fix them with aluminium nails.



**Habibat Bat Box 001**



**Vivara Pro Build-in WoodStone Bat Box**



Integrated bat boxes are self-contained concrete roosts. They are popular with new housing developments as they are unobtrusive and often aesthetically pleasing. The boxes can be built flush to the wall or beneath a rendered surface, and each box has an entry point that must be left exposed for the bats to access the box. Some boxes are plain for rendering or can be custom faced with a chosen brick type so that they are even more discrete.



**Habitat  
Bat Box 001**

There are also **pole-mounted** bat boxes (sometimes known as **rocket** boxes). These bat boxes are helpful alternatives in areas where there is nowhere to mount the bat box. An additional benefit is that they ensure that the box is exposed to as much sunlight as possible in shaded areas.



**Vivara Pro Build-in  
WoodStone Bat Box**

Lastly, there are bat **roost access tiles and bricks**. These are designed to provide bats with access points within roof or ridge tiles. Some bats will roost in the confined spaces beneath the tiles and others will use the open roof space.

#### FURTHER INFORMATION

We supply a wide range of bat boxes and we hope this Buyer's Guide is informative and provides a useful breakdown of the different types available to help you decide which bat box best suits your needs.

For further information, please get in touch with us directly (contact details below) and take a look at our blogs, including **The NHBS Guide to UK Bat Identification** and the **NHBS Guide: Where to Hang and How to Maintain Your Bat Box**.


#### ACCESSORIES AND SUGGESTED READING




**Explorer Premium  
Digital Endoscope  
Camera**



**Xtend & Climb Pro  
Telescopic Ladder**



**#255910**



**#252477**

Explore the complete range of bat boxes on our website. If you have any questions about our range or would like some advice on the right product for you, then please contact us via email at [customer.services@nhbs.com](mailto:customer.services@nhbs.com) or phone on **01803 865913**

